




CSP



COMPUTER SECURITY PRODUCTS, INC.

SECURITY | AUDIT | COMPLIANCE



ADDRESSING SECURITY VULNERABILITIES IN NONSTOP SYSTEMS

Presented by Peter Mehta
Head of Sales, CSP

Ransomware Remains a Threat for Large Organizations



PetroCanada/ Suncor

Cybersecurity incident takes down card payment processing, mobile app, and loyalty program



Indigo Books

LockBit cyber-attack compromised employee personal data



MGM Resorts

Hack affected slot machines and online booking system

**No
Organization
Is Immune to
Threats**



PCI-DSS 4.0

REGULATIONS

RULES - LAW

REQUIREMENTS

COMPLIANCE

STANDARDS

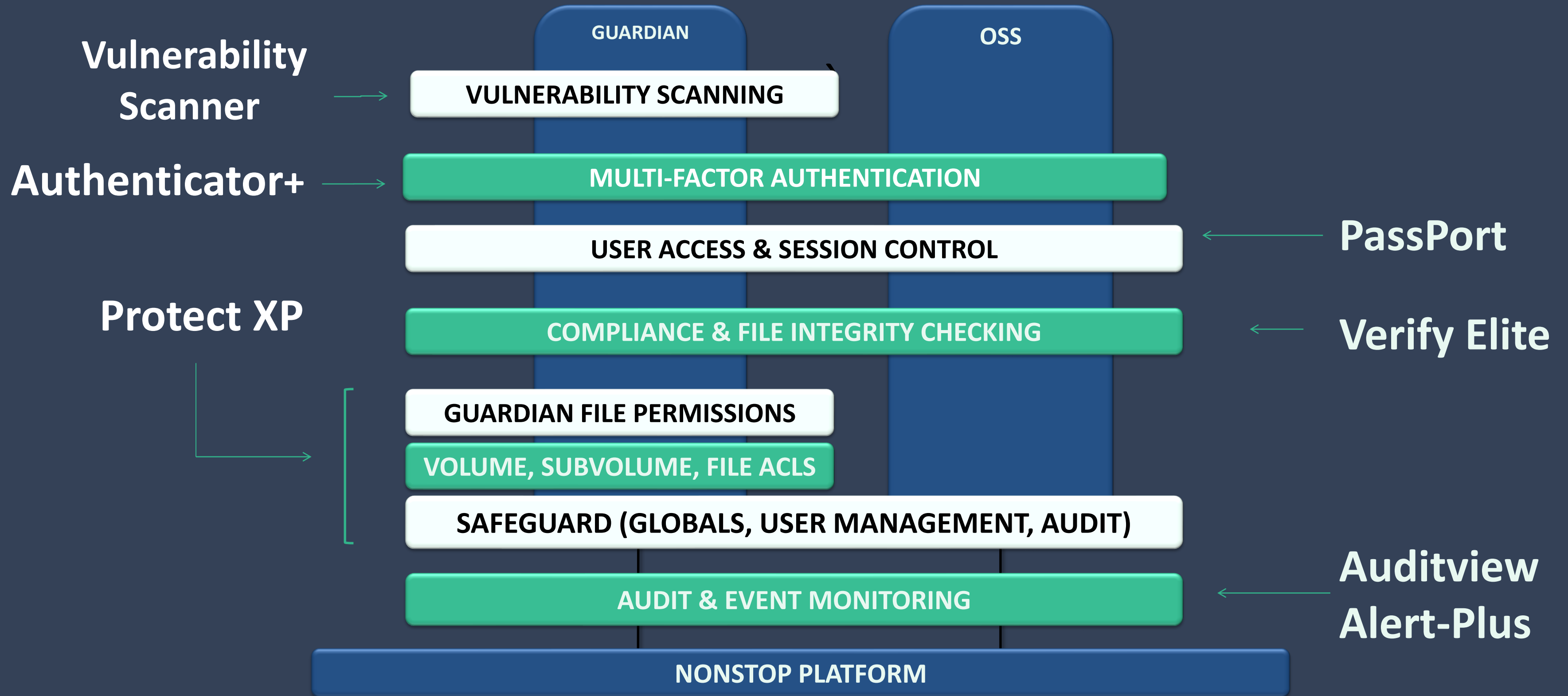
TRANSPARENCY

POLICIES

**And how can
we forget...**

**Compliance
Requirements**

CSP Solution Suite



Protecting Sensitive Data

FILE
INTEGRITY
MONITORING



PRESERVING THE INTEGRITY OF YOUR NONSTOP



Monitor Changes to Sensitive Data

ENSURE COMPLIANCE

NonStop System security (Guardian & OSS) must meet industry standards and regulations (PCI DSS, SOX, GDPR).

IDENTIFY & TRACK CHANGES

Ensure that any unauthorized changes are immediately identified and reported.

GENERATE COMPLIANCE REPORTS

Have the ability to provide detailed compliance reports.

**THE
REDESIGNED
VERIFY ELITE®**



Verify Elite®
COMPLIANCE



Verify Elite® – Compliance at Your Fingertips®



VERIFY ELITE[®]

KEY FEATURES

NEW INTUITIVE DESIGN

Changes to the UI create an Enhanced User Experience.

COMPLIANCE MONITOR

Ensure your compliance by performing regularly scheduled compliance checks.

FILE INTEGRITY MONITOR

Execute file integrity checks to immediately identify unauthorized changes.

MULTI-NODE FILESET COMPARE

Compare filesets located either locally or across multiple NonStop nodes.

VERIFY ELITE®

Verify Elite 2.40.4 - Session VE240-Demo

File Edit Insert File Integrity Compliance Reports Session Utilities Options Window Help

Guardian File Integrity

- Guardian Fileset Maintenance
- Guardian File Check
- Guardian Baseline Reset
- Guardian Result History
- Guardian Fileset Result Compare

OSS File Integrity

- OSS Fileset Maintenance
- OSS File Check
- OSS Baseline Reset
- OSS Result History
- OSS Fileset Result Compare

Compliance Reporting

- Ruleset Maintenance
- Compliance Check
- View Compliance Reports

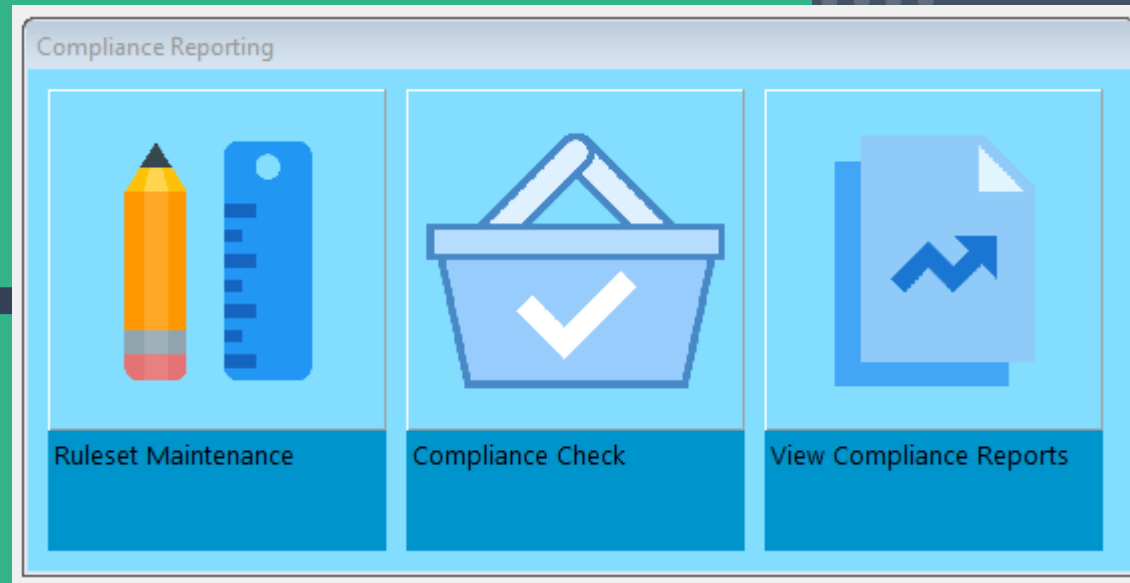
Utilities

- Scheduler
- Spool View
- OSS Explorer
- Guardian file Search
- Archive and Restore

Me... [Copy] [Paste] [Close]

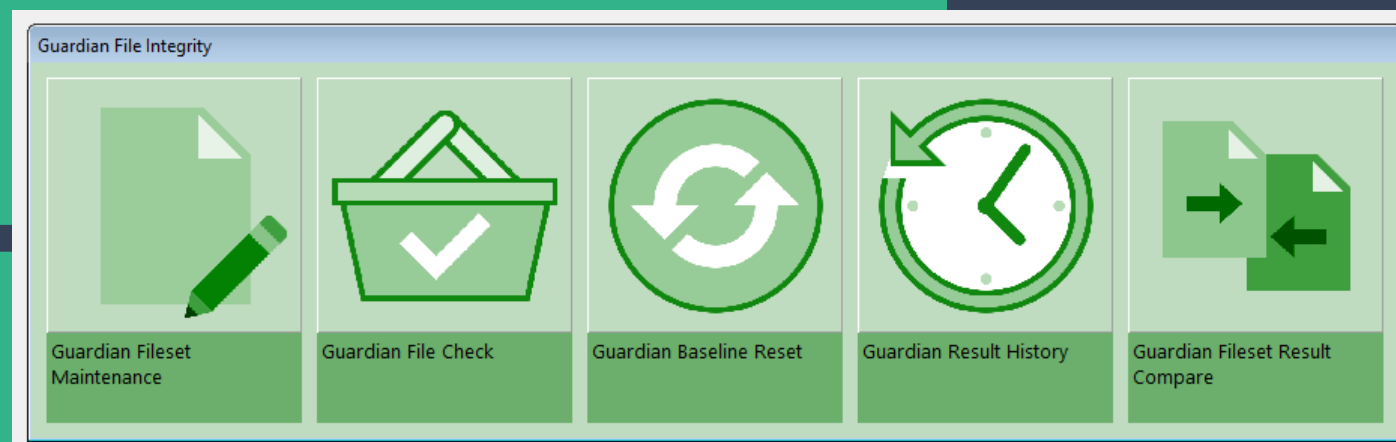
Logged on to TITANIUM. Last system logon: 10/30/19 11:30 AM.

TITANIUM csp-demo TITANIUM IPv4



SECURITY COMPLIANCE MONITOR

Verify Elite's Security Compliance Monitor can ensure compliance with regulations and internal security policies by performing regularly scheduled compliance checks.



FILE INTEGRITY MONITOR

Verify Elite's File Integrity Monitor ensures that any unauthorized changes are immediately identified and reported by executing regularly scheduled file integrity checks.

Verify Elite®

Multi-Node Fileset Compare

Regular comparison of filesets across nodes should also be a part of the file integrity verification process.

MULTI-NODE FILESET COMPARE FEATURE ALLOWS YOU TO:

- Compare filesets situated either locally or across NonStop nodes.
- Compare any two selected filesets.
- Identify both the matches and differences between the file attributes in each fileset across nodes.
- If a discrepancy is found, investigation and possible remedial action can be taken.

VERIFY ELITE[®]

KEY FEATURES

1

**Pre-Built Customizable
Compliance Rules**

2

**Monitors Both Guardian & OSS
Files**

3

Schedule periodical checks

4

**Real Time Notifications with
Alert-Plus**

CSP VULNERABILITY SCANNER



Vulnerability Scanning & Reporting solution
for NonStop Systems

CSP - Compliance at your Fingertips™




Why Scan NonStops?

- Prevent & minimize data loss in case of unauthorized breaches, cyber attacks, or unintentional errors.
- Identify and rectify privilege creep and reduce exposure to sensitive data.
- Get recommendations for improving system security and restricting access.
- Address compliance requirements.

Vulnerability Scanner

Key Features



- Scan NonStops to identify vulnerabilities.
- Get recommendations to improve security.
- Quick to install and easy to use.
- Easily select from available reports.
- Export and share reports with Spoolview

Vulnerability Scanner

Key Report Types



- Security Analysis Reports
- Authorization Reports
- Explain Access to Objects
- Safeguard Globals Reports
- Group Members Reports
- Examine Sub-Volume Access Reports
- Show Access Reports

WHAT'S NEW IN VERSION 1.50

1

Critical File Vulnerability Report

2

New Program Discovery Report

3

Orphan Files Report

4

Group Members report has 2 new options:

- **List Safeguard Groups where a User is a member**
- **List Safeguard Groups where an Alias is a member**

VS-1

```
$D2 PTVS100A 70> run vsreport

* * * * *
*          Vulnerability Scanner Report Generator v1.00          *
*    Copyright (c) 2022 - Computer Security Products Inc.      *
* * * * *

*****
Please choose from the following report types:
  1. Security Analysis Report.
  2. Authorization Report.
  3. Examine Subvolume Access Report.
  4. Explain Access to Object Report.
  5. Group Members Report.
  6. Show Access Report.
  7. Safeguard Globals Report.
 99. Quit.

Please select a report type: █
```

This is where you execute the VSREPORT macro from the installation sub-volume.

It presents 7 key report categories for selection.

VS-2

```
Please select a report type: 1
```

```
* * * * *
```

```
** Security Analysis Reports **
```

```
Please select one of the following reports:
```

11. Check ALL.
12. Check CMON.
13. Check Guardian.
14. Check Safeguard.
15. Check TACL.
16. Check users.
17. Check security for ALL files.
18. Check security for a file pattern.
19. Check file pattern for embedded LOGON commands.

```
Please select a report number: █
```

After a report number is chosen in the previous step, it presents the corresponding report types for further selection

VS-3

```
Please select a report type: 1
```

```
* * * * *
```

```
** Security Analysis Reports **
```

```
Please select one of the following reports:
```

- 11. Check ALL.
- 12. Check CMON.
- 13. Check Guardian.
- 14. Check Safeguard.
- 15. Check TACL.
- 16. Check users.
- 17. Check security for ALL files.
- 18. Check security for a file pattern.
- 19. Check file pattern for embedded LOGON commands.

```
Please select a report number: 13
```

```
- Report output is $S.#RPT13
```

```
MFB-00018 The report server process has completed.
```

After selections and entering any requested parameters, the job executes and report is produced.

**Announcing the
Global NonStop
Partner Alliance**





[Find a Solution](#)

[Join the Global NS Partner Alliance](#)

Your one-stop for everything NonStop...

Explore the Ecosystem of Worldwide HPE NonStop solution providers

Search for a Solution, Partner, or Product



Your one-stop for everything NonStop...


Find the right solution to reach **your goals** with our **Global Alliance of NonStop Partners.**


[Find a Solution](#)

Refine your search



[Solution Type](#)





GLOBAL NONSTOP PARTNER ALLIANCE

DIRECTORY OF SOLUTIONS
FOR NONSTOP

EASY TO USE


VISIT:
WWW.GNSALLIANCE.COM



Q&A



CS&P



COMPUTER SECURITY PRODUCTS, INC.



ADDITIONAL RESOURCES



CSP WEBSITE

www.cspsecurity.com



CSP-WIKI

<https://wiki.cspsecurity.com/>



CONTACT US VIA EMAIL

Sales-CSP@cspsecurity.com